

Electroorganic Synthesis Using a Fluoride Ion Mediator under Ultrasonic Irradiation:¹ Synthesis of Oxindole and 3-Oxotetrahydroisoquinoline Derivatives

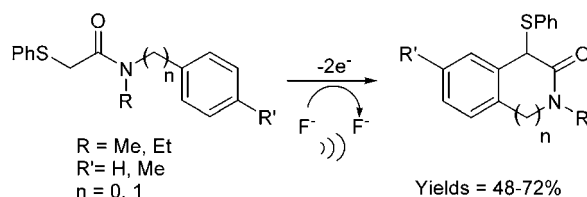
Yi Shen, Mahito Atobe, and Toshio Fuchigami*

Department of Electronic Chemistry, Tokyo Institute of Technology, 4259 Nagatsuta, Midori-ku, Yokohama 226-8502, Japan

fuchi@echem.titech.ac.jp

Received May 10, 2004

ABSTRACT



Anodic intramolecular cyclization of α -(phenylthio)acetamides using a fluoride ion mediator was realized. Under ultrasonic irradiation, cyclization was accelerated markedly to give desired cyclized products in moderate to good yields. The local heating effect of ultrasonic irradiation seems to be more advantageous than usual heating.

Electroorganic synthesis has developed remarkably because it offers unique selectivity and the high possibility of realizing specific reactions that cannot be accomplished by other chemical synthetic procedures.² One great advantage of the electrochemistry associated with mediators is that it carries out reactions under mild conditions and achieves high yields and selectivities.^{3–6} To date, electroorganic synthetic efforts have specifically addressed carbon–carbon bond formation reactions; a wide variety of methods have been developed.^{7,8} Recently, Motherwell et al. demonstrated that the cyclization reaction of *N*-phenyl- and *N*-benzyl- α -(phenylthio)acetamides

proceeded with a fluoro-Pummerer-type mechanism using difluoroiodotoluene as an oxidizing reagent.⁹ Nevertheless, those cyclization product yields were moderate. Difluoroiodotoluene is unstable. Moreover, preparation of the oxidant requires hazardous fluorine gas or costly XeF₂. On the other hand, we have shown that anodic generation of carbocations on the α -position to the sulfur atom occurs using a fluoride ion mediator. Methanol successfully trapped these intermediates to give α -methoxylated products (Scheme 1).¹⁰ Presumably, the cation intermediates generated in these reactions can also be directly trapped with an aromatic ring. In addition, applying ultrasonic irradiation in electrochemical systems may cause various interesting and beneficial effects and can act as a probe of the reaction mechanism.^{11–14} We

(1) Electroorganic Synthesis Using a Fluoride Ion Mediator. 6.

(2) Moeller, K. D. *Tetrahedron* **2000**, 56, 9527.

(3) Simonet, J.; Pilard, J.-F. *Organic Electrochemistry*, 4th ed.; Lund, H., Hammerich, O., Eds.; Marcel Dekker: New York, 2001; Chapter 29.

(4) Steckhan, E. *Angew. Chem.* **1986**, 98, 681.

(5) Torii, S. *Synthesis* **1986**, 893.

(6) Shen, Y.; Suzuki, K.; Atobe, M.; Fuchigami, T. *J. Electroanal. Chem.* **2003**, 540, 189.

(7) (a) Reddy, S. H. K.; Chiba, K.; Sun, Y.; Moeller, K. D. *Tetrahedron* **2001**, 57, 5183. (b) Sun, Y.; Liu, B.; Kao, J.; d'Avignon, D. A.; Moeller, K. D. *Org. Lett.* **2001**, 3, 1729. (c) Sun, Y.; Moeller, K. D. *Tetrahedron Lett.* **2002**, 43, 7159.

(8) Mihelcic, J.; Moeller, K. D. *J. Am. Chem. Soc.* **2003**, 125, 36.

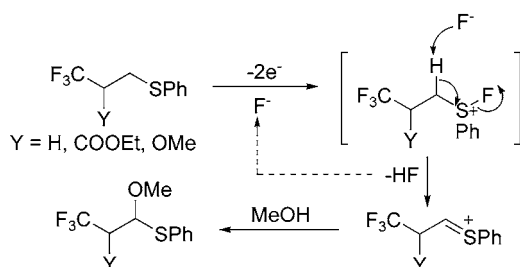
(9) Motherwell, W. B.; Greaney, M. F.; Edmunds, J. J.; Steed, J. W. *J. Chem. Soc., Perkin Trans. 1* **2002**, 2816.

(10) (a) Fuchigami, T.; Yano, H.; Konno, A. *J. Org. Chem.* **1991**, 56, 6731. (b) Furuta, S.; Fuchigami, T. *Electrochim. Acta* **1998**, 43, 3153. (c) Furuta, S.; Saito, Y.; Fuchigami, T. *J. Fluorine Chem.* **1998**, 87, 209.

(11) Walton, D. J.; Phull, S. S. *Advances in Sonochemistry*; Mason, T. J., Ed.; JAI: London, 1996; Vol. 4, p 248 and references therein.

(12) Compton, R. G.; Eklund, J. C.; Marken, F.; Rebbitt, T. O.; Akkermans, R. P.; Waller, D. N. *Electrochim. Acta* **1997**, 42, 2919.

Scheme 1



were interested in proving how the ultrasonic irradiation might influence a fluoride ion mediated reaction.

With these facts in mind, the anodic cyclization of *N*-aryl- and *N*-benzyl- α -(phenylthio)acetamides **1** using a fluoride ion mediator was attempted using 1 mmol of α -(phenylthio)-*N*-methyl-*N*-phenylacetamide (**1a**) as a model substrate in 15 mL of acetonitrile containing Et₃N·3HF as both a supporting electrolyte and mediator in an undivided cell equipped with platinum plates (2 × 2 cm²) as an anode and a cathode under various conditions, as shown in Table 1.

Table 1. Effect of Electrolytic Conditions on the Anodic Oxidation of **1a** Using a Fluoride Ion Mediator

$$\text{1a} \xrightarrow[\text{Et}_3\text{N}\cdot 3\text{HF}/\text{MeCN}]{-2\text{ne}, -\text{nH}^+} \text{2a} + \text{3a}$$

entry	mediator (Et ₃ N·3HF)	charge passed (F mol ⁻¹)	current density (mA cm ⁻²)	yield (%)	
	(mmol)			2a	3a

1	0 ^a	6	10	0	0
2	0.2	3	10	2	10
3	0.2	4	10	9	23
4	0.2	6	10	24	30
5	0.2	8	10	20	21
6	0.1	6	10	5	10
7	0.5	6	10	8	28
8	0.2	6	20	41	42
9	0.2	6	40	26	38

^a 0.1 M Bu₄NBF₄ was used as a supporting electrolyte.

Although anodic oxidation did not proceed at all in the absence of fluoride ions (entry 1), fluoride ion mediated anodic oxidation proceeded to provide the desired product **2a** and fluorinated products **3a** regardless of electrolytic conditions.

First, we investigated the effect of a passed charge on the yield of **2a** (Table 1, entries 2–5). The yield of **2a** increased

with the increase of the passed charge, and the best yield was obtained at 6 F mol⁻¹ (entry 4). The yield decreased when more than 6 F mol⁻¹ was passed. A considerable amount of substrate **1a** was recovered at less than 6 F mol⁻¹ (entries 2 and 3), whereas the overoxidation of **2a** and **3a** occurred, thereby engendering lower yields at more than 6 F mol⁻¹ (entry 5). Next, the charge was fixed at 6 F mol⁻¹ and the amount of a fluoride ion mediator was varied (Table 1, entries 4, 6, and 7). As shown in entry 6, the low yields of **2a** and **3a** indicated that 0.1 mmol of Et₃N·3HF was not sufficient for the oxidation of **1a** because of its lower conductivity. The use of 0.5 mmol of Et₃N·3HF accelerated the further fluorination of **2a** and **3a** so that the yields of **2a** and **3a** were decreased (entry 7). Consequently, 0.2 mmol of Et₃N·3HF was found to be the most suitable concentration of the mediator. Furthermore, current density was obviously important for the oxidation of **1a**. In addition, Table 1 shows that the yields of products changed greatly depending on the current density (entries 4, 8, and 9). At 20 mA cm⁻² of current density, the highest yields of **2a** (41%) and **3a** (42%) were obtained (entry 8).

Under these consequent optimum conditions (Table 1, entry 8), the anodic oxidation of other derivatives **1b–d** was carried out using fluoride ions as a mediator (Table 2). All

Table 2. Anodic Oxidation of **1** Using a Fluoride Ion Mediator^a

entry	substrate				<i>E</i> _p ^{ox} ^b (V vs SCE)	yield (%)	
	no.	R	R'	<i>n</i>		2	3
1	1a	Me	H	0	1.59	41	42
2	2a	Et	H	0	1.59	14	32
3	3a	Me	H	1	1.57	13	31
4	4a	Me	Me	0	1.55	16	11

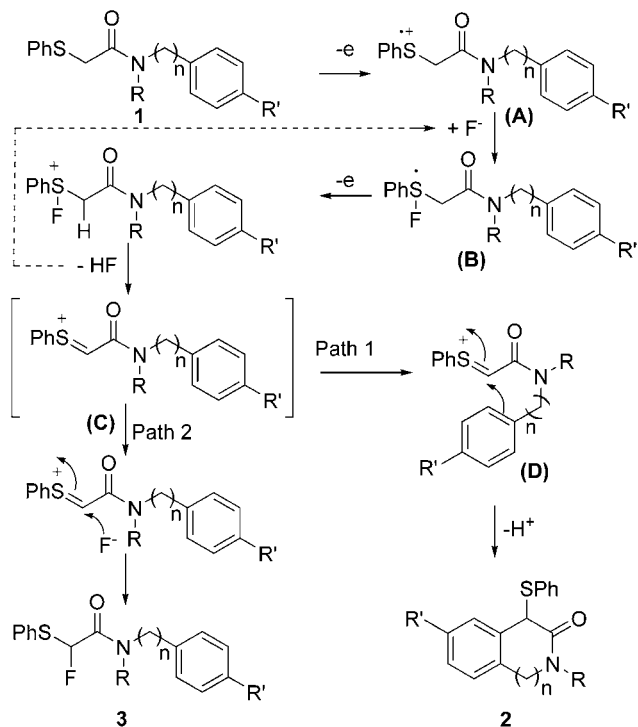
^a Electrolytic conditions: 0.2 mmol of Et₃N·3HF and 1 mmol of substrate in 15 mL of MeCN, current density, 20 mA cm⁻²; charge passed, 6 F mol⁻¹; *T*, 20 °C. ^b Substrate 3 mM in 0.1 M Bu₄NBF₄/MeCN; Pt disk anode (Φ = 1 mm); scan rate, 100 mV s⁻¹.

reactions gave both corresponding cyclized products **2** and fluorinated products **3** in reasonable yields, which supported the proposed mechanism, as shown in Scheme 2. One-electron oxidation of starting amides **1a–d** generates radical cation **A**, which is trapped by a fluoride ion to give the corresponding radical **B**. Further oxidation of the radical **B** was followed by elimination of HF to afford intermediate **C**. At this stage, two pathways are possible as follows: an intramolecular Friedel–Crafts-type reaction gives desired cyclized products **2** (path 1), whereas **C** reacts with a fluoride ion to give α -fluorinated compounds **3**. In both cases, the fluoride ion works as a mediator for formation of the intermediate **C**.

(13) Walton, D. J.; Mason, T. J. *Synthetic Organic Sonochemistry*; Luche, J.-L., Ed.; Plenum: New York, 1998; Chapter 7 and references therein.

(14) (a) Atobe, M.; Nonaka, T. *J. Chem. Soc. Jpn.* **1998**, 219. (b) Atobe, M.; Kado, Y.; Nonaka, T. *Ultrason. Sonochem.* **2000**, 7, 97. (c) Atobe, M.; Sasahira, M.; Nonaka, T. *Ultrason. Sonochem.* **2000**, 7, 103.

Scheme 2. Proposed Mechanism for the Anodic Oxidation of **1** in the Presence of Fluoride Ions



However, the yields of the desired cyclized products **2** were not satisfactory under the above electrolytic conditions. Our experience in sonoelectrochemistry prompted us to apply ultrasonic irradiation to this anodic oxidative cyclization. Figure 1 shows the apparatus for electrolysis under ultrasonic

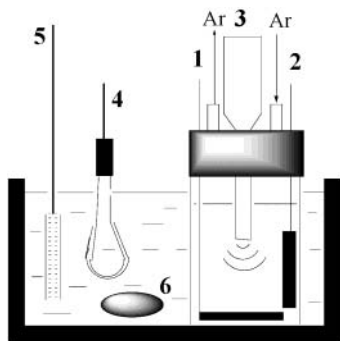


Figure 1. Apparatus for electrosynthesis under ultrasonic irradiation. Sonoelectrochemical system using a stepped horn: (1) working electrode (Pt 2×2 cm²), (2) counter electrode (Pt 2×2 cm²), (3) ultrasonic horn, (4) heater, (5) pipe-type cooler, (6) stirring bar.

irradiation. The working electrode is located on the bottom of the cell and an ultrasonic stepped horn is set vertically 1.5 cm apart from the work electrode.

The water bath temperature is maintained automatically at 20 °C using a heater and a pipe-type cooler to maintain the temperature inside cell under ultrasonic irradiation.

Electrooxidation under ultrasonic irradiation was attempted using **1c** as a model substrate. As shown in Figure 2, the

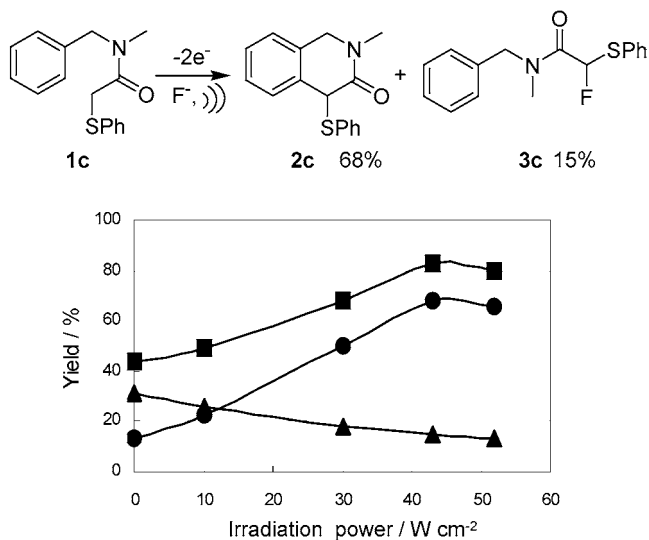


Figure 2. Effect of ultrasonic irradiation power on anodic cyclization using a fluoride ion mediator: ●, yield of **2c**; ▲, yield of **3c**; ■, total yield.

yield of **2c** increased markedly with increased ultrasonic irradiation power. The yield achieved the maximum 68% yield at 43 W cm⁻² of the ultrasonic power. On the other hand, the yield of fluorinated product **3c** decreased appreciably from 31% (non irradiation) to 15%. Encouraged by this good result, electrolysis of other derivatives **1a,b,d** was carried out under the same conditions. Table 3 lists the

Table 3. Anodic Oxidation of **1** Using a Fluoride Ion Mediator under Ultrasonic Irradiation^a

entry	substrate				yield (%)	
	no.	R	R'	n	2	3
1	1a	Me	H	0	72	12
2	1b	Et	H	0	58	9
3	1c	Me	H	1	68	15
4	1d	Me	Me	0	47	7

^a Conditions: 0.2 mmol of Et₃N·3HF and 1 mmol of substrate **1** in 15 mL of MeCN; current density, 20 mA cm⁻²; charge passed, 6 F mol⁻¹; T, 20 °C; ultrasonic irradiation power, 43 W cm⁻².

yields of cyclized products **2** and fluorinated products **3**. The desired cyclization was promoted markedly under ultrasonic irradiation to provide cyclized products **2** in much higher yields compared with the electrolysis under nonsonication (Table 2). The highest yield of **2a** reached 72% (Table 3, entry 1), whereas the corresponding fluorinated product **3a** was decreased radically to 12%, which indicates the strong effect of ultrasonic irradiation on product selectivity control.

However, we wondered why the ultrasound irradiation affected the reaction pathways so drastically. Ultrasound

exerts myriad effects upon electrochemical reactions.¹⁴ Herein, it is important to understand which is the main effect of ultrasound on the electrolytic reactions. The following experiments were designed to disclose the effect. First, we investigated the effect of stirring speed using **1c** as a model substrate under electrolytic conditions similar to Table 3. Figure 3 shows that the yields of both **2c** and **3c** increase

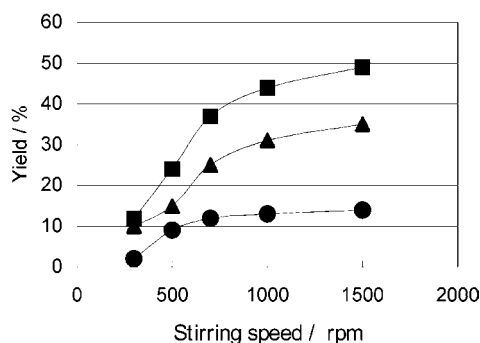


Figure 3. Effect of stirring speed on electrolysis of **1c**: ●, yield of **2c**; ▲, yield of **3c**; ■, total yield.

simultaneously. No change of selectivity was observed, which indicates that the acceleration of mass transport was not obviously allied with the selectivity. In the next experiment, the stirring speed was fixed at 1000 rpm. The temperature was varied from 20 to 70 °C. As shown in Figure 4, the yield of **2c** increased with an increase of temperature. In addition, the yield of **2c** became higher than that of **3c** at around 55 °C, indicating that high temperature is suitable for selective formation of **2c**. Because the intramolecular reaction pathway would involve smaller activation entropy, it would become more favorable than the intermolecular pathway as the reaction temperature increases. A similar temperature effect on anodic cyclization caused by C–O

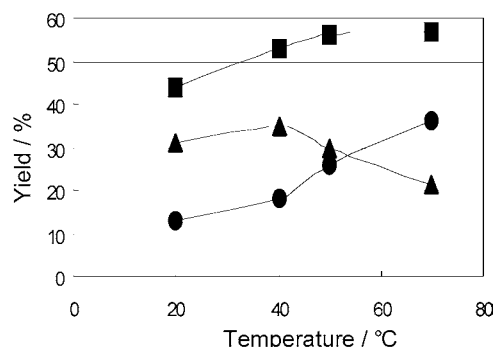


Figure 4. Effect of temperature on electrolysis of **1c**: ●, yield of **2c**; ▲, yield of **3c**; ■, total yield.

bond formation was reported by Moeller et al.¹⁵ From results obtained under ultrasonication, the effect of ultrasound on the selectivity of **2c** seems to be attributable to its local heating action, which increases the temperature sufficiently for cyclization. On the other hand, such a high temperature is not available through usual heating because of the limited boiling points of organic solvents such as acetonitrile.

In conclusion, an intramolecular carbon–carbon bond formation was realized by anodic oxidation of sulfides using a fluoride ion mediator. Under ultrasonic irradiation, the cyclization is markedly accelerated to give the desired cyclic products in moderate to good yields. The local heating effect by ultrasonic irradiation seems to be more advantageous than usual heating. Further efforts to utilize this unique ultrasound-aided anodic cyclization synthetic method are in progress.

Supporting Information Available: A sample experiment for the electrochemical procedure and characterization data for electrochemical substrates and corresponding products are included along with copies of proton NMR spectra for **1b**, **2b**, and **3a,b,d**. This material is available free of charge via the Internet at <http://pubs.acs.org>.

OL049152F

(15) Duan, S.; Moeller, K. D. *J. Am. Chem. Soc.* **2002**, *124*, 9368.